



scan to view our website

Spieth (Xiamen) Technology Co.,Ltd.

Spieth (Nanjing) Logistics Equipment Co.,Ltd.

Spieth (Nantong) Logistics Equipment Co.,Ltd.

#### Headquarters :

E-Mail: [sales@spiethstorage.com](mailto:sales@spiethstorage.com)

[www.topracking.com](http://www.topracking.com)


Phone: +86 592 2100010 2100020

[www.unracking.com](http://www.unracking.com)

***Spieth, Space Solutions!***

**SPIETH**  
斯皮思

***Your best storage solution supplier***








## Company INTRODUCTION

Spieth is a manufacturer and supplier of a wide range of industrial and commercial storage racking systems and materials handling equipments. Our factory covers an area of 50,000 square meters, with 300 employees, including 15 professional engineers, and more than 20 excellent sales. Our production capacity is about 80-100 container monthly. We have exported our products to about 80 countries worldwide.

We are also looking forward to being your reliable supplier in the near future.



## ***Spieth, Space Solutions!***



Pallet Rack



Long Span Shelving



Light Duty Shelving



Wire Mesh Deck



Wire Mesh Container



Roll Container



Transport Truck



Flower Cart



Plastic Bin

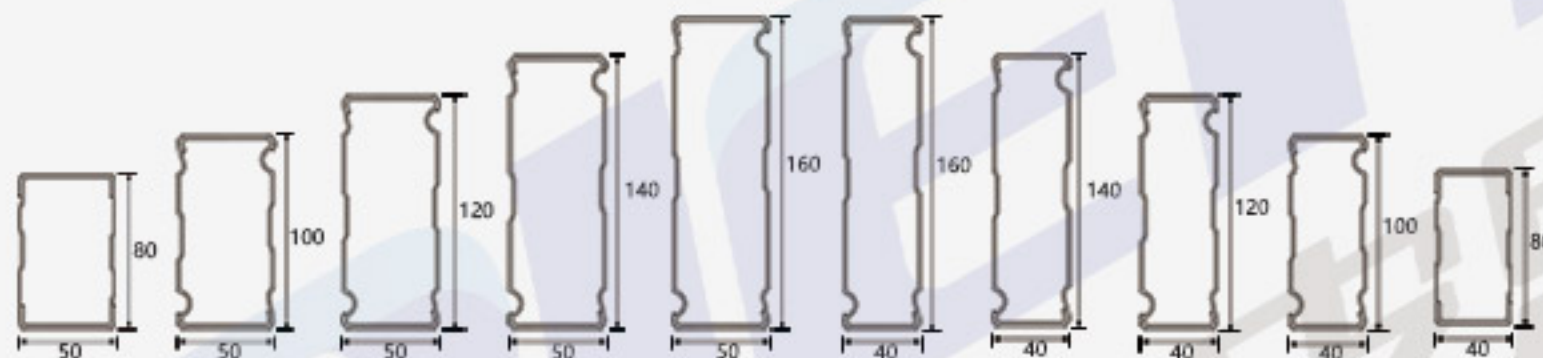





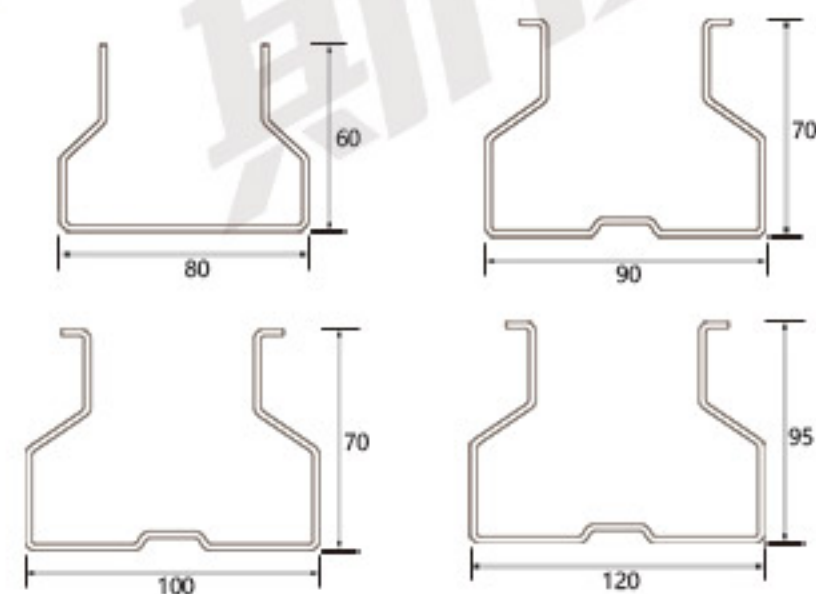
# Selective Pallet Rack

Selective Pallet Rack is configurable with a range of frame, and beam sizes which are fully adjustable, it is the most popular and widely used type of pallet storage system because it provides the ability to store a range of palletized products while providing high capacity in terms of weight and volume. This systems provide accessibility where you need it, as they are designed for immediate direct access to store or unload all pallets.

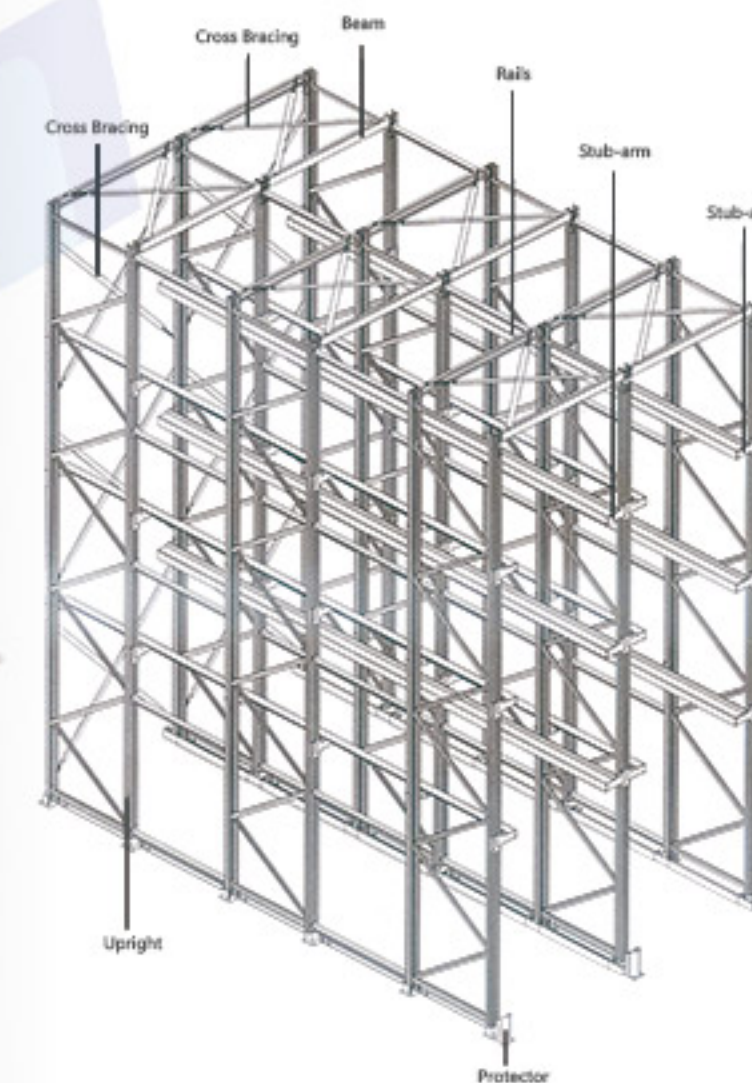
## Box beam specifications



## Upright specifications




# Drive-in Pallet Rack



Spieth Drive-in/Drive Through rack offers the highest possible densities of pallet storage, with the lowest selectivity. Consequently, it is ideal for fast moving product which moves on a "pallet-in pallet-out basis." Drive-in /Drive Through racking is a series of tunnels with rails on either side to hold the pallet. Lift trucks can drive into any given tunnel to retrieve or put away pallets. The first pallet in is the last one out unless a Drive-Through system is used whereby pallets can be loaded or retrieved from either side.

## Features

- High density storage
- Applies to cold room with large stock but few goods type
- First in last out storage mode
- Narrow aisle improves space utilization



Rails



Upright Protector



Double Bracket





Single Bracket



Cross Bracing



## Carton Live Storage Rack



Carton live storage racks are suitable for use as supply racks for finishing processes and as storage and picking racks. They can be used in a variety of situations and enable compact, clearly organised storage of goods. Reduced travel distances increase system efficiency; working times are reduced.

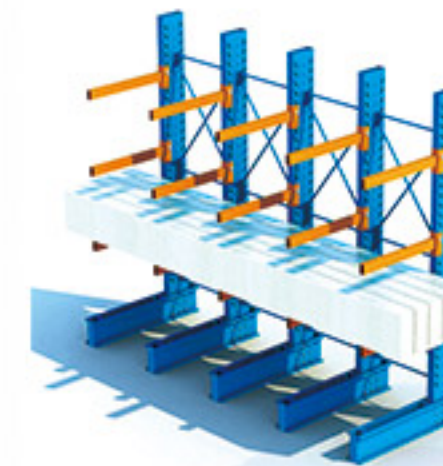
### Features:

- First in first out system - provides automatic stock rotation
- Dense form of storage - more economical
- One dedicated loading face and one retrieval face - speed of operation in movement of goods around warehouse.
- Loading capacity: 500-3000kg/layer
- High storage density
- Customized sizes are available

## Cantilever Rack



Spieth Cantilever Rack provides an excellent solution to store regular or long items, such as furniture, tubing, lumber etc., this is achieved by eliminating block in front of the racking and providing a clear opening in front of rack. Spieth cantilever racking is used around the world. We can tailor-make according to goods size and warehousespace. We can provide various column heights, arm lengths, base lengths (single or double sided) to ensure an ideal solution for your warehouse.



Single Side Cantilever Rack



Double Side Cantilever Rack





## Mezzanine Floor

Industrial work platforms and mezzanine structures are excellent solutions to fully utilize existing overhead space and improve operational efficiencies. They can be provided with a variety of deckings and floor types, including wood, steel and gratings. They also come with a variety of integrated components and accessories, including stairs, handrails, gates, lifts and so on.



### Features & Advantages

- Allows you to take full advantage of the air space you already have
- Total bolted system without any welding
- Self-supporting structure without any support from building or civil structure
- Ideal for multi-tier mezzanines
- Easy assembly & dismantlement



Perforated Steel Planks



Ribbed Steel Planks



Smooth Steel Planks



## Steel Platform



The steel platform is a cost effective method of doubling your existing floor space. It's characterized by large carrying capacity, flexible design, easy to use and simple installation, and has been widely used in the workshop or warehouse. The top of platform can carry pallet trucks, flooring bearing can up to 1000kg per square meter. For high warehouse, two or more layers can be designed.

- Platform can be easily expanded, moved or modified for future requirements
- Compatible with most types of handling equipment
- Maximizes space use in any warehouse configuration while retaining optimum product accessibility
- It can be complemented with a variety of shelving systems



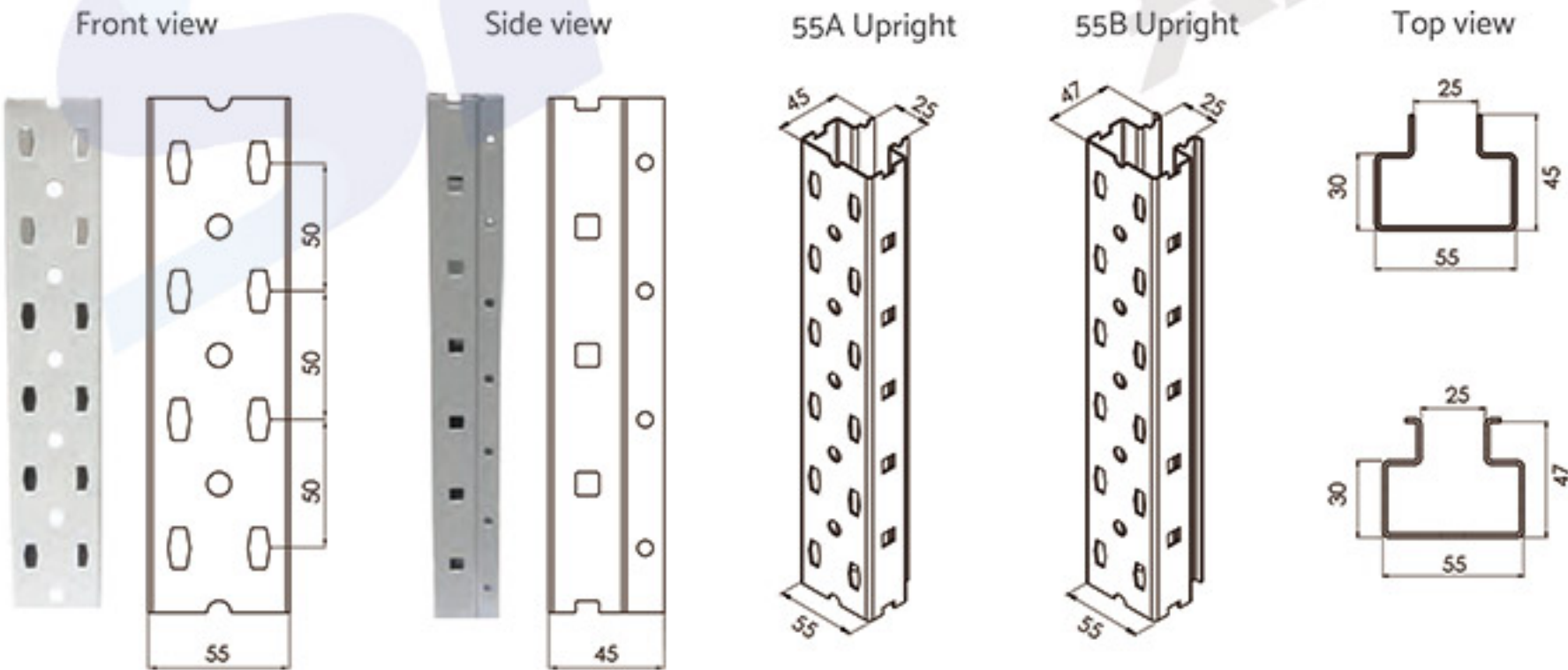


# Long Span Shelving

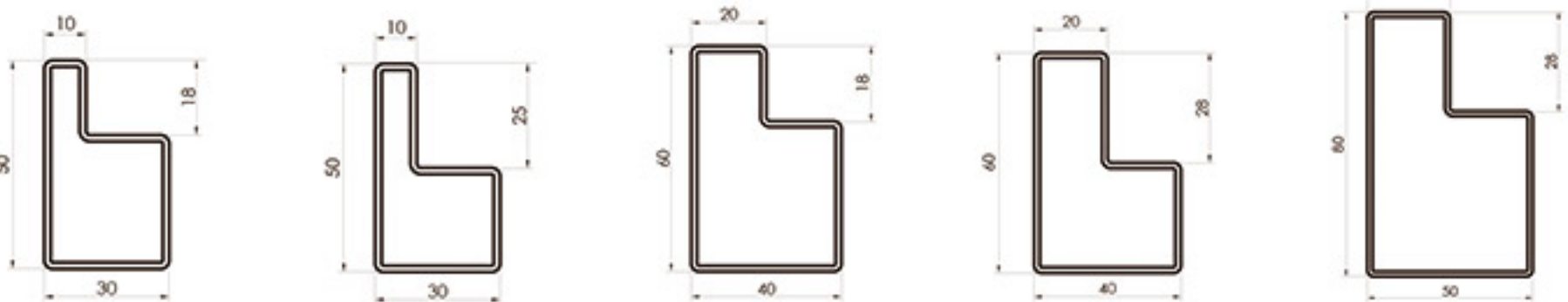
Long Span Shelving is the perfect solution no matter what you need to store from small components to heavy cartons. Our long span system is easy to assemble and uses a modular design with bolt-free lock-in system which requires no special tools, giving you maximum storage in minutes whatever your available space. It is consisted of frames, beams and panel. The Long span shelving can be decked with particle board, wire decking, Zinc steel panel, rolling metal decking to make them ideal for many different environments. Long span shelvings are especially suitable for the hand loaded storage of bulky items. The loading capacity will be from 150kg to 800kg per level.



Upright




Beam



# Long Span Shelving

Upright is butterfly hole style, this type is easy for assembly and disassembly by its special structure (no screw or bolt is used). Sometimes in order to save transportation costs, upright frame can also be made disassembly. surface treatment of powder coating, With a loading range between 150kg and 800kg. Steel panel, plywood and medium density panel is used for different requirements. Custom design can be available according to customers' requirements.





# Angel Steel Shelving

Slotted Angle Rack also known as Slotted Angle Shelving or Angle Steel Shelving, is simple and easy to assemble. Ideal for storing files, stationery and small parts. It's designed various sizes, offering numerous combinations to provide storage solutions for all environments.



Customized sizes are available!

Pictures	Name	Specs	Thickness
	Angle post (Equilateral)	35*35 36*36 38*38 40*40	1.5 ~ 2.0
	Angle post (Inequilateral)	60*40 57*37	1.5 ~ 2.0
	Shelf (without support)	900*300 900*400 900*600	0.7 ~ 1.0
	Shelf (with support)	900*300 900*400 900*600	0.7 ~ 1.0
	Corner plate	70*70	
	Bolts & Nuts	M8*16	
	Plastic base		

# Boltless Rivet Shelving

## Economical storage solution

- Versatile design and industrial strength.
- Fully adjustable on 1.5 inch increments.
- Tool-less assembly saves money and time.
- Particleboard, MDF or Melamine Faced chip, and wire decking are available.
- Optional heavy single rivet beams available.
- Starter and add-on units combine to form economical rows of shelving.
- Top and bottom shelves are double rivet and assemble easily without tools.



Item	Spec (mm)	Thickness (mm)	Capacity (kg)	Picture
Angle post	32*32	1.0-2.0	500-1000	
	35*35	1.0-2.0	500-1000	
	38*38	1.0-2.0	500-1000	
	47*47	1.0-2.0	500-2000	
Double rivet beam	50*15	0.8-2.0	100-250	
	55*15	0.8-2.0	100-250	
	67*21	0.8-2.0	100-250	
Single rivet beam	25*25	1.0-2.0	50-150	
Shelf				Accessories



## Wire Mesh Deck




Wire mesh deck is the most commonly requested accessory for warehouse applications. We manufacture custom sizes and styles for all storage and pallet rack requirements.

### Advantages of wire mesh deck:

- is an effective solution to enhance the versatility and safety of pallet racking;
- Wire decks improve the overall efficiency of your rack system, prevents dust from accumulating;
- and allows air and light to flow through each storage level.

Wire diameters: 4.5mm, 5mm, 5.5mm, etc.  
 Mesh options: 50\*50mm, 50\*100mm, 25\*100mm, etc.  
 Channel thickness: 1.5mm, 1.8mm, 2mm, etc.  
 Channel height: 35mm, 38mm, etc.  
 Channel quantities: 2pcs, 3pcs, 4pcs, etc.  
 Loading capacity: 500kg, 1000kg, 1500kg, 2000kg, 2500kg, etc.

### Non-standard wire mesh decks



## Wire Mesh Container

One of the most commonly used storage containers in all warehouses and other supermarkets is the wire mesh container. Wire mesh container has some exclusive features and amazing properties which makes it of great use and importance to all the warehouses.

### Key Features:


- High quality electro-galvanized finish
- Collapsible & stackable design
- Heavy duty capacity
- Custom designs & finishes




### Different styles wire mesh containers:



### Wire mesh container details:



### Options of accessories:





# Roll Container

Apart from proper storage proper transportation of materials inside warehouses is also very important. If problems arise while taking a container from one corner to other corner of warehouse, then it becomes difficult to manage and store the goods and check their proper transportation and arrangement.

For this reason spieth wires here come with the most exclusive range of roll containers, which are comfortably transported from one place to another, reducing the stress and tension of logistic management and offering better storage management techniques.

### Main Features:

- Fold and nest for storage
- Smooth running nylon, pp castors with roll bearings
- Tube frame construction
- Four mesh sides and lid, with integral folding shelf



# Transport Truck

## Hydraulic Hand Pallet Truck

- PU wheels give noiseless movement.
- PU wheels make the movement extremely easy with minimal human effort.
- Sturdiness is very much suitable for rough & tough usage.
- Efficient hydronic system for smooth and quick functioning.
- Long lasting trouble-free perform.
- Regular loading capacity: 2 Tons, 2.5 Tons, 3 Tons and 5Tons.
- Customized sizes and styles are available.



SPECIFICATION		MODEL	MODEL	MODEL	MODEL
Load Capacity	kg	2000	2500	3000	5000
Lift Height H	mm	190-200	190-200	190-200	190-200
Low Fork Height H	mm	75-85	75-85	75-85	90
High Fork Height L	mm	115	115	115	115
Fork W*L	mm	550*1150 685*1220	550*1150 685*1220	550*1150 685*1220	550*1200 685*1200
Bracket Inner Width D	mm	230 365	230 365	230 365	190 325
Bracket Single Fork	mm	160	160	160	180
Front Wheel Diameter	mm	70*60	80*70	80*70	85*66
Rear Wheel Diameter	mm	180*50	180*50	180*50	180*52
Wheel Material		NYLON/PU	NYLON/PU	NYLON/PU	NYLON



# Flower Cart

Metal flower carts/trolleys are important in the greenhouse industry for moving plants. They are available to meet almost any grower needs: transporting, shipping, display and customer service

Dimensions	22"x52"x77" / 22"x57"x77" / 22"x59"x77" / 46"x44"x77" / 44"x31"x77", can be customized
Surface treatment	powder coated; hot dipped galvanized; cold zinc
Shelf options	Polywood; Wire mesh; Solid metal sheet
Extension post	39*1.0mm, 48*1.0mm, 65*1.0mm, can be customized
Casters	PP casters; PU casters; TPR casters



• PP Casters



• PU Casters



• TPR Casters



Danish Cart



Expanded Steel Cart



Wire Mesh Cart



Solid Steel Cart



# Plastic Bin

Plastic bin is also known as element box, suitable for storing small parts, materials, stationeries etc in office and factory. Widely used in machinery, automobile, home appliances, light industry, electronics and other industries, acid and alkali resistant, oil, non-toxic and tasteless, can be used to contain food, easy to clean, and neatly stacked for convenient management.



Colour: ■ ■ ■



Colour: ■ ■ ■



Colour: ■



Model	Dimension	Carton Size	Qty/Ctn
SP-8149	D260 x W140 x H125	W500 x D277 x H430	24pcs
SP-8150	D210 x W135 x H120	W528 x D230 x H430	24pcs
SP-8151	D190 x W110 x H75	W660 x D390 x H315	96pcs
SP-8152	D140 x W105 x H75	W600 x D310 x H330	96pcs
SP-8153	D110 x W105 x H50	W290 x D220 x H355	60pcs

Model	Dimension	Carton Size	Qty/Ctn
SP-006	D600 x W400x H225	W870 x D640 x H710	8pcs
SP-8049	D445 x W300 x H180	W960 x D470 x H820	18pcs
SP-8050	D445 x W205 x H180	W820 x D460 x H690	16pcs
SP-8051	D330 x W195x H150	W850 x D360 x H680	24pcs
SP-8052	D240 x W145 x H120	W610 x D490 x H580	40pcs
SP-8053	D156 x W100 x H75	W630 x D330 x H650	120pcs
SP-8155	D198 x W255 x H115	W610 x D515 x H545	30pcs

Model	Dimension	Carton Size	Qty/Ctn
SP-3109	D300 x W117 x H90	W475 x D605 x H855	80pcs
SP-3209	D300 x W234x H90	W475 x D605 x H855	40pcs
SP-3124	D300 x W234 x H140	W475 x D605 x H815	24pcs
SP-4109	D400 x W117 x H90	W475 x D405 x H855	40pcs
SP-4209	D400 x W234x H90	W475 x D405 x H855	20pcs
SP-4214	D400 x W234 x H140	W475 x D405 x H815	12pcs
SP-5109	D500 x W117 x H90	W475 x D505 x H855	40pcs
SP-5209	D500 x W234x H90	W475 x D505 x H855	20pcs
SP-5214	D500 x W234 x H140	W475 x D505 x H815	12pcs
SP-6109	D600 x W117 x H90	W475 x D605 x H855	40pcs
SP-6209	D600 x W234x H90	W475 x D605 x H855	20pcs
SP-6124	D600 x W234 x H140	W475 x D605 x H815	12pcs